

# **Browsealoud 5**

## **Customer Support Documentation**

### **Contents**

1. [Introduction to Browsealoud 5 – What's New](#)
2. [Features and Benefits](#)
3. [Downloading and Running Browsealoud 5](#)
4. [Logo to be used for the Browsealoud 5 download link](#)
5. [Browsealoud Online Help](#)
6. [FAQ](#)

## **Introduction to Browsealoud 5 – What's New**

A new version of Browsealoud will be released shortly with advanced features to make websites even easier to read. Browsealoud continues to be the only truly accessible text to speech offering for website owners that reads all website content including all Alt Tags, PDFs and secure pages with a High Quality Voice. Our Dual Colour Highlighting continues to make it easier for web users to read and interact online.

Browsealoud is a zero install solution and can be easily downloaded onto a USB keydrive and used anywhere. Browsealoud highlights each word as it is spoken to aid comprehension, improve reading and show users where they are on the page.

### **Browsealoud assists those with:**

\*Literacy Difficulties

\*Dyslexia

\*Mild Visual Impairments

\*English as a Second Language

**Browsealoud now reads websites with a Free High Quality local voice.**

## Features and Benefits of Browsealoud 5

### **Browsealoud New Advantages:**

- \*Instant Speech feedback with no delays
- \*Reads Secure Sites with a High Quality Voice
- \*Reads Intranets with a High Quality Voice
- \*Works behind Firewalls

### **Continued Browsealoud Functionality:**

- \*Dual Colour Highlighting
- \*Text Magnification Display
- \*MP3 Output
- \*Talking Dictionary
- \*International Languages
  
- \*Reads PDFs in their original format
- \*Reads Accessible Flash and all Alt Tags

## Logo to be used for the Browsealoud Download Link

This is the logo that should be placed on your website for your users to click to get Browsealoud 5. The image file is included in the Image Folder with this support documentation.



The hyperlink address to be used is:

<http://www.browsealoud.com/uk/download>

# Downloading and Running Browsealoud 5

For websites wishing to put instructions for their customers on how to download and run Browsealoud 5 please feel free to use or adapt the following. The images used are in the Image folder with this document.


## Downloading and Running Browsealoud

1. You need an internet connection to download and install Browsealoud.
2. Click on this link:



You will be taken to the Browsealoud website in order to download Browsealoud:


### Downloads

 **Browsealoud**

To Download Browsealoud please select from the following options:

Is your computer behind a corporate firewall?

Yes  No

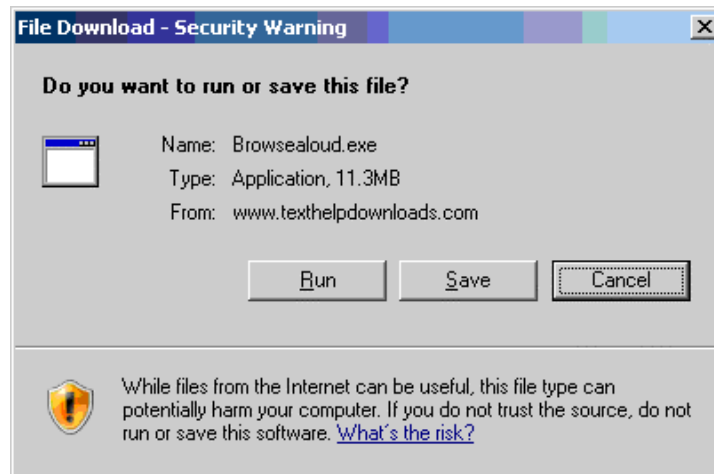
 **PC Download**

**NB. Please choose SAVE the file to your local computer rather than selecting RUN**

If you are using security software or are using a network to access the Internet, please read our [advice document](#).

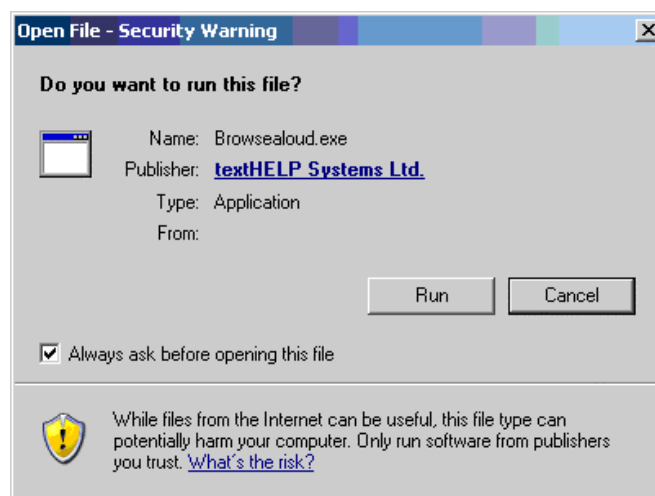
3. Click on PC Download.

4. When the File Download panel appears as below click on SAVE (save the file locally on your PC) and NOT run:



Save Browsealoud 5 to the location you wish. Tip: It will be from this location that the software will be run so it is best to save it somewhere you will remember.

5. After Browsealoud has downloaded, close the download complete dialog and double click the Browsealoud.exe. The following message may appear, please uncheck "Always ask before opening this file" to prevent this message from appearing in the future and then click Run.



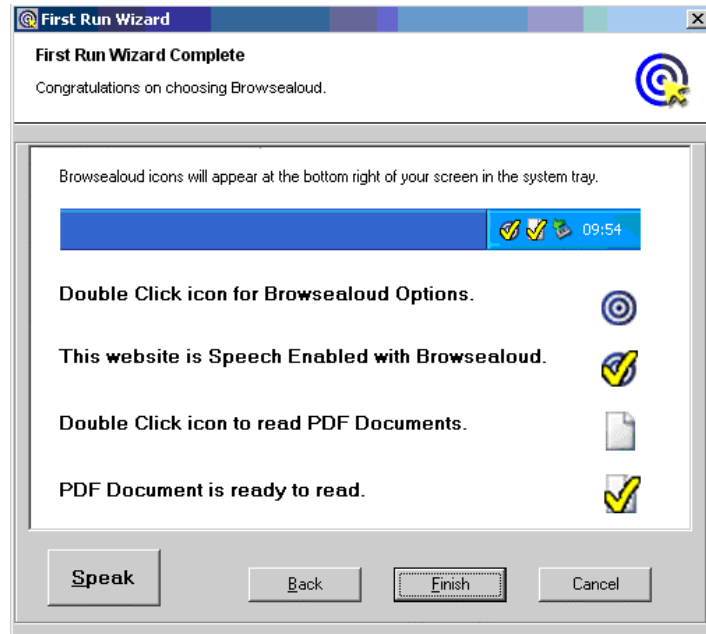
6. The first screen you will be presented with is the License Agreement. You need to choose the "I accept the license agreement" radio button then click Next.:



7. A ReadMe dialog contains some accessibility information. Click Next.



8. You will then be presented with the final dialogue screen explaining the **Browsealoud Icons as shown below:**



9. Click Finish.

10. Browsealoud is now running on your computer and ready to read the website for you.

## **Browsealoud Online Help**

If you wish to provide a link to the Browsealoud Online Help this is the link:

<http://www.browsealoud.com/uk/help>

## FAQ

If you wish to provide a link to the FAQ's on the Browsealoud website this is the link:

<http://www.browsealoud.com/uk/faqs>